

Thoughtful Learning

Catalog 2021



Think. Write. Learn.
k12.thoughtfullearning.com

HOW TO ORDER

Five Ways to Order

We accept purchase orders. Download an order form at k12.thoughtfullearning.com/orderform

Online:

k12.thoughtfullearning.com

Visit us online to view a full list of our classroom curricula for teaching English language arts, 21st century skills, or social-emotional learning.

Phone:

1-800-261-0637

8:00 a.m. to 5:00 p.m. Central Time
Monday through Friday

Fax:

262-763-2651

If you are using a school purchase order, be sure to list the ISBN, quantity, and price of each item you wish to order. Please add 9% to cover standard shipping and processing costs.

Email:

orders@thoughtfullearning.com

Mail:

Thoughtful Learning
772 W. Main St, Suite 302
Lake Geneva, WI 53147



Contact us for
volume discounts and review copies.



Thoughtful Learning

Creating language and learning resources for more than 40 years.



ENGLISH LANGUAGE ARTS

Write for College


A Student Handbook

\$19.95

ISBN (softcover): 978-1-946391-01-8

Write for College prepares juniors and seniors in high school for success at universities and on the job. This handbook teaches critical skills in writing, thinking, reading, speaking, studying, researching, and test taking. In addition to guiding students through challenging academic forms, the handbook also helps them write in science, social studies, and math—and on the job! Fully updated with MLA 8 research and Common Core correlations, *Write for College* helps your students grab hold of their futures.

- **The Process of Writing** helps students improve their prewriting, drafting, revising, and editing.
- **The Forms of Writing** help students write narrative, explanatory, argument, literary, creative, research, and workplace forms.
- **The Tools of Learning** teach skills for learning in every class and throughout life.
- **The Proofreader's Guide** helps students with punctuation, mechanics, grammar, usage, and sentences.



334

Citing Sources

Guidelines for In-Text Citations

The simplest way to credit a source is to insert the information (usually the author and page number) in parentheses after the words or ideas taken from that source. These in-text citations (often called "parenthetical references") refer to the "Works Cited" page at the end of your paper. (See page 328.)

Points to Remember

- Make sure each in-text citation clearly points to an entry in your list of works cited. Use the word or words by which the entry is alphabetized.
- Keep citations brief and integrate them into your writing. (See pages 334–337.)
- When paraphrasing, make it clear when your borrowing begins and ends. Use stylistic cues to distinguish the source's thoughts ("Kalmback points out . . .") from your own ("I believe . . .").
- For inclusive page numbers larger than 99, give only the two digits of the second number (113–14, not 113–114).
- At the end of a sentence, place your parenthetical reference before the end punctuation.

Model In-Text Citations

One Author: A Complete Work

You must give the author's last name in a parenthetical citation unless it is already mentioned in the text. An in-text citation could name an editor, a translator, a speaker, or an artist, instead of an author, if that is how the entry is listed in the works-cited section.


With Author in Text (This is the preferred method.)

In No Need for Hunger, Robert Spitzer recommends that the U.S. government develop a new foreign policy to help Third World countries overcome poverty.

Without Author in Text

No Need for Hunger recommends that the U.S. government develop a new foreign policy to help Third World countries overcome poverty (Spitzer).

NOTE: Do not offer page numbers when citing complete works, articles in alphabetized encyclopedias, one-page articles, and unpaginated sources.



Online Teacher's Guide

FREE (k12.thoughtfullearning.com/WCTG)

ISBN: 978-1-946391-03-2



The free, online *Write for College Teacher's Guide* leads you page by page through the student handbook, helping you know how to use the material in your class. You'll find instructions and teaching tips, downloadable documents, related minilessons, alternative models, standards correlations, and much more:

- Scope and Sequence
- Yearlong Timetable
- Getting-Started Activities
- Chapter-by-Chapter Guide to the Student Handbook
- Assessing Writing
- Activities and Handouts

For more information about this program or for ordering details, visit k12.thoughtfullearning.com/writeforcollege or call us toll-free at 1-800-261-0637. To request a free review copy, go to k12.thoughtfullearning.com/reviewcopy.



Write Ahead


A Student Handbook for Writing and Learning

\$19.95

ISBN (softcover): 978-1-941660-53-9

Write Ahead helps high school freshmen and sophomores improve their writing, reading, test taking, and learning. Students learn specific strategies for each stage of the writing process, from prewriting to publishing. They also learn to write dozens of different forms, from personal narratives to argument essays. *Write Ahead* overflows with writing guidelines, models, checklists, tips, and much more.

- **Write Ahead aligns with the 9th and 10th grade standards** for writing, speaking and listening, language, reading literature, reading informational texts, and writing across the curriculum.
- **High-interest student models**, bright design, and beautiful illustrations keep students engaged.
- **Numerous writing assessment models** help students succeed in test-taking situations.
- **Chapters teach critical and creative thinking**, close reading, media literacy, and writing across the curriculum.



Other Explanatory Forms 193

Writing Guidelines

Prewriting **Choosing a Topic**

To come up with a good cause-effect essay topic, think about recent changes to your school, community, or environment. Also consider important events in history that have a clear cause-effect relationship.

Gathering Details


Next, research the causes and effects of your topic. Causes explain why something happened. Effects explain the results of what happened. You can use a cause-effect chart to track your results.

Cause: Poaching	→	Effect: Endangered species
Cause: Urbanization	→	Effect: Decline in elephant populations
Cause: Land cultivation	→	Effect: Ecosystem disruptions

Choose a Focus

As you continue your research, look for a clear cause-effect relationship. For example, you could make a clear connection between poaching and declining elephant populations. Once you've established clear causes and effects, write a thesis statement that explains the main connection.

Cause: Poaching and loss of habitat	+	Effect: Dwindling elephant population and danger of extinction
Thesis statement: Poaching and loss of habitat are driving elephants toward extinction.		



SkillsBooks

\$12.95

ISBN (Grade 9): 978-1-941660-96-6

ISBN (Grade 9 Teacher's Edition): 978-1-941660-51-5

ISBN (Grade 10): 978-1-941660-97-3

ISBN (Grade 10 Teacher's Edition): 978-1-941660-52-2



Write Ahead features a separate **SkillsBook** for grades 9 and 10. Each *SkillsBook* provides your students practice with punctuation, capitalization, spelling, usage, and grammar. Cross-references in the *SkillsBook* connect to *Write Ahead*, allowing your students to learn grammar skills and apply them immediately in their revising and editing.

Online Teacher's Guide

FREE (k12.thoughtfullearning.com/WAHTG)

ISBN: 978-1-941660-55-3



The free, online ***Write Ahead Teacher's Guide*** leads you page by page through the student handbook, helping you know how to use the material in your class. Check out k12.thoughtfullearning.com/WAHTG. You'll find instructions and teaching tips, downloadable documents, related minilessons, alternative models, standards correlations, and much more:

- Scope and Sequence
- Yearlong Timetable
- Getting-Started Activities
- Chapter-by-Chapter Guide to the Student Handbook
- Assessing Writing
- Activities and Handouts

For more information about this program or for ordering details, visit k12.thoughtfullearning.com/writeahead or call us toll-free at 1-800-261-0637.

To request a free review copy, go to k12.thoughtfullearning.com/reviewcopy.



ENGLISH LANGUAGE ARTS

Write on Course 20-20

A Student Handbook for Writing, Thinking, and Learning

\$19.95


ISBN (softcover): 978-1-941660-33-1

ISBN (hardcover \$24.95): 978-1-941660-32-4

Write on Course 20-20 is the perfect resource for students in grades 6–8 who want to become better writers, readers, thinkers, and learners. The handbook overflows with helpful guidelines, models, checklists, tips, and much more. If *Write on Course 20-20* looks familiar, you've probably seen its predecessor: *Write Source 2000!*

What's new in this edition? *Write on Course 20-20* features fully updated models, illustrations, and instruction. You'll also find these additions:

- Alignment to the new state standards, ensuring that students have what they need to succeed in school, college, and career.
- Carefully designed writing-assessment chapters to help students compose on-demand responses to narrative, explanatory, argumentative, and literary prompts.
- Thoughtfully planned chapters to help students improve their writing skills in science, social studies, and math.



Course-Effect Essay 193

next, and pizza another night. The average person eats out five times a week (Frey). Fast food is perfect for a hectic lifestyle because it is quick, cheap, and convenient.

The health impact of fast food has many people worried. Experts blame fast food for increased levels of childhood obesity. Trans fat was, until recently, commonly found in fast food, and it has been linked to weight gain and increased risk of diabetes. In addition, many fast foods are packed with sugar, sodium, and calories, which can lead to high levels of cholesterol. Since today's children eat fast food five times more often than they did in the 1970s, these health issues are being taken very seriously (Center for Disease Control).

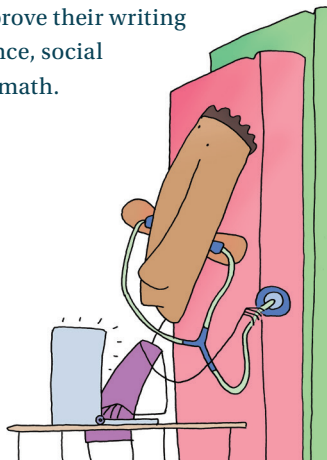
Fast food has caused changes in America's economy, culture, and health, and the industry will continue to do so in the future. However, fast-food businesses have shown they are willing to change to meet their customers' demands. With the rising rate of childhood and adult obesity, fast-food restaurants have begun to offer healthy options such as salad, fruit, and yogurt. Chains are promoting food without trans fat, too. Whatever your opinion is of fast food, one thing is clear: Fast food is here to stay, and its impact won't end any time soon.

Note: The works-cited page is not shown.

Patterns of Organization

Use the graphics below to help organize the body of your cause-effect essay.

Cause-Focused	Effect-Focused
Beginning	Beginning
Cause	Cause(s)
Cause	Effect
Cause	Effect
Effect(s)	Effect
Ending	Ending



SkillsBooks

\$12.95

ISBN (Grade 6): 978-1-941660-35-5

ISBN (Grade 6 Teacher's Edition): 978-1-941660-36-2

ISBN (Grade 7): 978-1-941660-37-9

ISBN (Grade 7 Teacher's Edition): 978-1-941660-38-6

ISBN (Grade 8): 978-1-941660-39-3

ISBN (Grade 8 Teacher's Edition): 978-1-941660-40-9

Write on Course 20-20 features a separate **SkillsBook** for each grade: 6, 7, and 8. Each *SkillsBook* provides your students practice with punctuation, capitalization, spelling, usage, and grammar. Cross-references in the *SkillsBook* connect to *Write on Course 20-20* as well as *All Write* (for English Language Learners; see pages 24–25).

Online Teacher's Guide

FREE (k12.thoughtfullearning.com/WOCTG)

ISBN: 978-1-941660-34-8

The free online **Teacher's Guide** for *Write on Course 20-20* provides you page-by-page support for teaching from the student handbook. Check out k12.thoughtfullearning.com/WOCTG. You'll find teaching strategies, state-standards alignments, digital downloads, minilessons, videos, additional models, and much more. You'll also find many strategies for helping your students improve their writing and communication skills in science, math, and social studies. Additional guidelines and models help you assess your students' writing.

For more information about this program or for ordering details, visit k12.thoughtfullearning.com/2020 or call us toll-free at 1-800-261-0637. To request a free review copy, go to k12.thoughtfullearning.com/reviewcopy.



GET STARTED
HERE!



Rediscovering the Power of Narratives

Student stories enrich all learning environments. Narrative writing offers the perfect outlet for such stories—with great potential for any classroom.

Let's explore seven reasons to fall in love with narrative writing.

1 Writing narratives is fun!

Narrative units invite students to write about a genuine topic of interest—themselves. Even our most reluctant writers enjoy bringing memorable experiences back to life.

2 Narrative writing grows confident writers.

Writers of all abilities write more easily about subjects they know well. Narrative writing ensures students have a bank of prior knowledge to draw from.

Explore Narrative Topics

Imagine the fascinating stories these ideas prompt:


- A narrow escape from trouble
- I've done something that no one else has done.
- If only I would have listened!
- The most fun I've had recently
- A story about how I learned math
- The worst food I ever ate
- We couldn't stop laughing!
- We got caught!

3 Narration teaches transferable writing skills.

Narrative structure—with its beginning, middle, and ending—is the core of all good writing, including explanatory and persuasive genres.

4 Narratives build critical and creative thinking skills.

Students use creativity to imagine the pieces of their story and critical thinking to fit the pieces together into a compelling story.




5 Narrative thinking boosts comprehension across the curriculum.

The same framework students use to build narratives can also help them learn difficult concepts in math, science, and social studies.

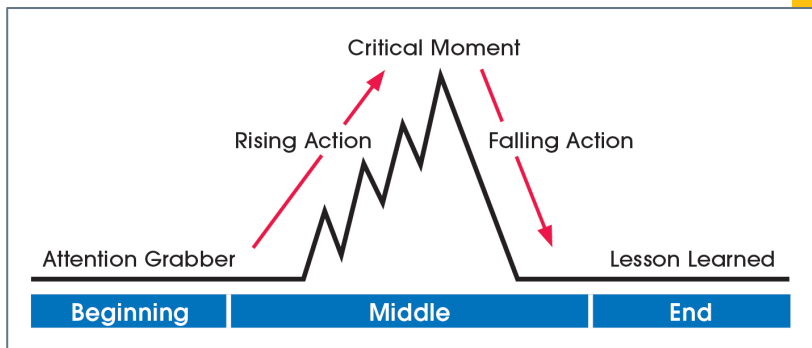
Narrative Writing Across the Curriculum

- Imagine if students cast historical events as stories with characters, settings, conflict, and rising and falling action.
- Imagine if students framed scientific concepts as stories with plot. What would the plot of photosynthesis look like?
- Imagine if students wrote short stories focused on a mathematical word problem centered on their lives and interests?



6 Narrative writing develops close-reading skills.

Reading and writing narratives have reciprocal benefits. Both processes build awareness of plot structure, setting, and characterization.



7 Narratives show students their experiences matter.

Sharing stories about their lives helps students make sense of the world and craft their own identities.

You'll find plenty of strategies, guidelines, and lesson plans for narrative writing in every writing handbook from Thoughtful Learning.

Writers Express

A Handbook for Young Writers, Thinkers, and Learners


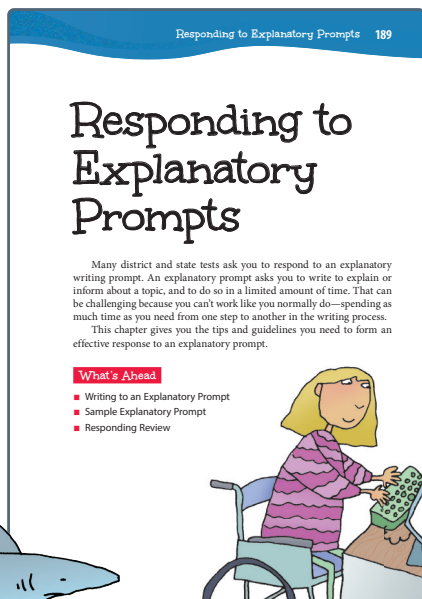

\$19.95

ISBN (softcover): 978-1-941660-08-9

ISBN (hardcover \$24.95): 978-1-941660-09-6

Writers Express is the ideal writing handbook for students in grades 4 and 5. This colorful, user-friendly resource helps your students improve their writing skills and overall fluency. The guidelines, illustrations, and models are presented with a positive, encouraging tone—just right for blossoming writers. The handbook is divided into four major sections:

- **The Process of Writing** teaches your students key writing skills, from selecting great topics to proofreading final drafts.
- **The Forms of Writing** helps your students write essays, reports, stories, poems, and much more. Students also learn how to respond to prompts in on-demand writing situations.
- **The Tools of Learning** teaches your students critical skills for studying, reading, and test-taking.
- **The Proofreader's Guide** answers any questions your students have about punctuation, spelling, capitalization, commonly mixed pairs, and much more.



SkillsBooks


\$12.95

ISBN (Grade 4): 978-1-941660-11-9

ISBN (Grade 4 Teacher's Edition): 978-1-941660-12-6

ISBN (Grade 5): 978-1-941660-13-3

ISBN (Grade 5 Teacher's Edition): 978-1-941660-14-0



The *Writers Express SkillsBooks* provide students in grades 4 and 5 with practice in writing, editing, and proofreading. Fun activities teach specific skills in punctuation, capitalization, mechanics, usage, spelling, and grammar. Most activities also include a writing prompt that gets students to immediately apply what they have learned.

Online Teacher's Guide


FREE (k12.thoughtfullearning.com/WETG)

ISBN: 978-1-941660-10-2



A free online *Teacher's Guide* gives you page-by-page support for using *Writers Express*. Check out k12.thoughtfullearning.com/WETG. You'll find instructional videos, digital downloads, reproducible student models, minilessons, and much more. In addition, the *Teacher's Guide* correlates every page of *Writers Express* to the state standards.

For more information about this program or for ordering details, visit k12.thoughtfullearning.com/writersexpress or call us toll-free at 1-800-261-0637. To request a free review copy, go to k12.thoughtfullearning.com/reviewcopy.



ENGLISH LANGUAGE ARTS

Write on Track

A Handbook for Young Writers, Thinkers, and Learners


\$19.95

ISBN (softcover): 978-1-941660-15-7

Write on Track helps your third graders become better writers, readers, thinkers, test takers, and learners. You'll find guidelines, models, checklists, tips, and much more. *Write on Track* uses colorful art and an encouraging voice to lead students step by step through the writing process.

The handbook helps your students write clearer sentences and stronger paragraphs. It then moves students from paragraphs to short essays in the different modes of writing.

The new edition of *Write on Track* aligns with the latest standards and teaches close reading and on-demand writing. *Write on Track* helps your students read, write, think, and succeed in all their subjects.



126

Writing Newspaper Stories

Sometimes, classes start their own newspapers. Students write news stories and human-interest stories. A **news story** reports on an important event. One example of a news story is a report on a recycling drive. A **human-interest story** reports on a topic that people will find interesting. A human-interest story might tell about a new student.

Stating Your Feelings

Another part of a student newspaper can include letters to the editor. A **letter to the editor** states the writer's opinions about an important topic.

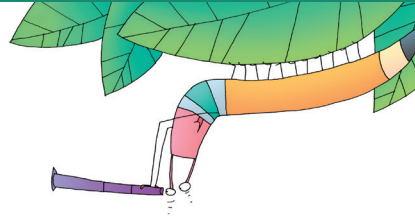
A cartoon illustration of a girl with red hair, wearing a blue shirt and a green hat with a yellow tag that says 'PRESS'. She is sitting at a desk, writing on a notepad with a red pencil. On the desk, there is a green pencil holder with a purple pencil, a pair of scissors, and a stack of papers. One paper has some text on it. The background shows a colorful landscape with mountains and a rainbow.

SkillsBooks

\$12.95

ISBN: 978-1-941660-18-8

ISBN (Teacher's Edition): 978-1-941660-19-5



The **Write on Track SkillsBook** provides your students practice with punctuation, capitalization, mechanics, usage, spelling, and grammar. Students also learn to improve sentence structure and style. After learning and practicing new skills, students apply what they learn by responding to short writing prompts. You can use the *SkillsBook* for daily language instruction and also to teach key grammar skills as students work on writing assignments.

Online Teacher's Guide

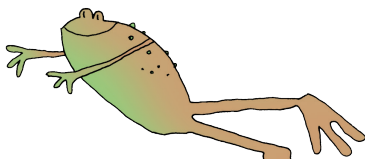
FREE (k12.thoughtfullearning.com/WOTTG)

ISBN: 978-1-941660-17-1



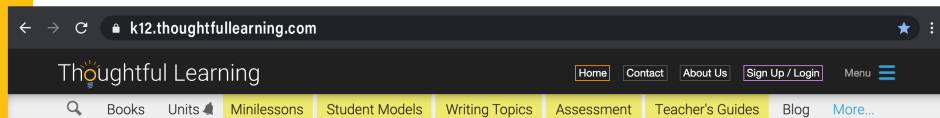
The **Write on Track Teacher's Guide** is free online. Check out k12.thoughtfullearning.com/WOTTG. It supports you in teaching from each page of the student handbook. You'll find instructional tips, extension activities, minilessons, digital downloads, videos, additional models, and much more. You'll also find page-by-page correlations to the state standards.

For more information about this program or for ordering details, visit k12.thoughtfullearning.com/writeontrack or call us toll-free at 1-800-261-0637. To request a free review copy, go to k12.thoughtfullearning.com/reviewcopy.



Topics and Models and Lessons, Oh My!

As teachers, we often reach into our own pockets to buy things for our students. That's why Thoughtful Learning offers many free writing materials—minilessons, models, topics, assessment aids, and even teacher's guides!



Free Writing Resources

- Discovering Narrative Strategies**
Use shared inquiry to develop personal narratives.
- Discovering Rules for Their, There, and They're**
Use shared inquiry to learn their, there, and they're.
- Distinguishing Argumentation from Persuasion**
Study argumentation/persuasion.
- Drawing a Life Map**
Help students gather ideas for narratives.
- Elaborating Ideas Using Different Levels of Details**
Teach elaboration with levels of detail.
- Elaborating Ideas with Compound Sentences**
Learn how to add new details to sentences.
- Elaborating in a Food Review**
Help students practice elaboration.
- Elaborating Sentences**
Add detail to sentences.
- Evaluating Advertisements**
Evaluate advertisements.

Minilessons Target Teachable Moments

So, your class is working on narratives about meeting a friend, but the writing is uninspired: “First this happened, then this happened. . . .” Use the minilesson “Discovering Narrative Strategies” to help writers grow. Or try “Drawing a Life Map.” Browse dozens of free minilessons for ELA, SEL, and 21st century skills.

Student Models Show Major Forms

What if your students are writing explanatory essays but need more examples? You'll find plenty of real student models to inspire them, sorted by grade and major mode. You'll also find assessment models at Excellent, Good, Okay, and Poor rankings, with attached rubrics.

Writing Topics Engage and Inspire

You assign a persuasive essay, and twelve hands go up: “I don’t know what to write about!” Thank goodness you can find many level-specific writing topics in each major mode, including these persuasive topics for 4th grade:


- Let’s help the animals by . . .
- My favorite clothes
- My favorite form of exercise
- My favorite teacher
- My school really needs . . .
- The first day of school is the worst/best because . . .
- What is important to me?
- Why I like/dislike playing team sports

Online Teacher’s Guides Bring It Together

Every writing program from Thoughtful Learning has a free online teacher’s guide with many resources:

- Scope and Sequence
- Yearlong Timetable
- Getting-Started Activities
- Chapter-by-Chapter Guide to the Handbook
- Assessing Writing
- Research Basis
- Activities and Handouts

The “Chapter-by-Chapter Guide” helps you teach each page of the handbook, with downloads, activities, minilessons, models, and more!



Why all the free stuff? It’s simple. If you succeed, we succeed. And the way all of us succeed is when students improve their writing and thinking and learning—oh my!

ENGLISH LANGUAGE ARTS

Write Away

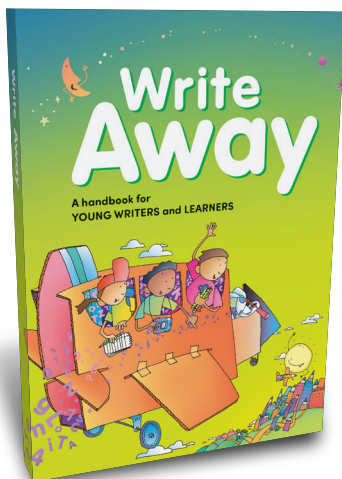
A Handbook for Young Writers and Learners

\$19.95

ISBN (softcover): 978-1-941660-20-1

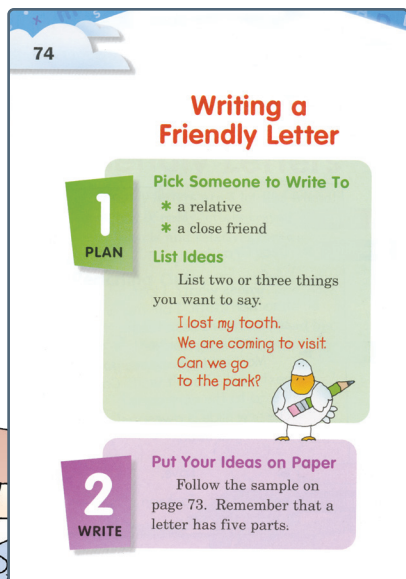
Write Away encourages second grade writers with beautiful illustrations and a friendly voice:

“Write Away is a book to grow in. It can also please you and tease you. It is your own friendly book about writing and learning. Think of Write Away as your special helper. It will help you do your best writing and learning. It is one book you will want all for your own!”



You'll find these five welcoming sections in *Write Away*:

- **The Process of Writing** helps your students prewrite, write, revise, and edit.
- **The Forms of Writing** shows your students how to write paragraphs, essays, reports, stories, poetry, and much more.
- **The Tools of Learning** teaches skills for student success in all classes.
- **The Proofreader's Guide** helps your students with key points of grammar.
- **The Student Almanac** guides young writers across the curriculum.





SkillsBooks

\$12.95

ISBN: 978-1-941660-23-2

ISBN (Teacher's Edition): 978-1-941660-24-9

The *Write Away SkillsBook* helps your students practice the editing and proofreading skills presented in the handbook. Activities teach basic skills in punctuation, capitalization, spelling, usage, and grammar. Your students will also learn to build better sentences. You can use these activities for individual or group lessons.

Online Teacher's Guide

FREE


(k12.thoughtfullearning.com/WATG)

ISBN: 978-1-941660-22-5

GET STARTED
HERE!

The free online *Write Away Teacher's Guide* gives you everything you need to use *Write Away* in your classroom. Check out k12.thoughtfullearning.com/WATG. You'll find help for teaching every page in the handbook, with teaching tips, minilessons, additional models, digital downloads, and much more. The *Teacher's Guide* also correlates each page to the state standards.

For more information about this program or for ordering details, visit k12.thoughtfullearning.com/writeaway or call us toll-free at 1-800-261-0637. To request a free review copy, go to k12.thoughtfullearning.com/reviewcopy.



ENGLISH LANGUAGE ARTS


Write One

*A Handbook for
Young Writers*

\$15.95

ISBN (softcover): 978-1-941660-25-6

Write One invites first graders to explore language by writing, reading, learning, and having fun! This colorful book leads your students through the writing process and encourages them to create many different forms of writing, from notes and stories to paragraphs and essays. *Write One* aligns with the new standards, providing correlations and many more teaching supports in the free online *Write One Teacher's Guide*.



"Using this material gives first grade students a very good foundation to become excellent writers."

—Brenda Dudley, Teacher
Mila Elementary School, Merritt Island, Florida

58

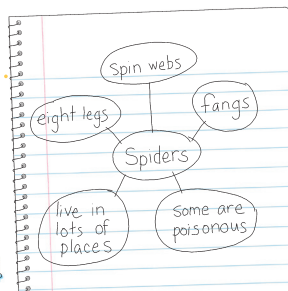
Writing Reports

When you learn a lot about a topic, you can write about it in a **report**.

I

PLAN

- Learn about your topic.
- List or cluster the important facts.



SkillsBook

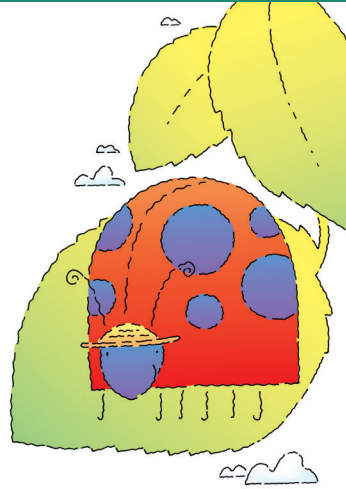
\$12.95

ISBN: 978-1-941660-28-7

ISBN (Teacher's Edition): 978-1-941660-29-4

The **Write One SkillsBook** is filled with fun language activities that help your students improve their writing, words, sentences, and correctness. These lessons complement the writing units in the *Write One* student handbook. You'll find . . .

- **Writing Skills** like sentences, capitals, plurals, punctuation, and grammar
- **Writing Practice** with lists, notes, letters, stories, descriptions, and much more
- **A Personal Word Dictionary** to encourage students to gather favorite words!



Online Teacher's Guide

FREE (k12.thoughtfullearning.com/WOTG)

ISBN: 978-1-941660-27-0

GET STARTED
HERE!

The free online **Write One Teacher's Guide** gives you everything you need to use *Write One* in your classroom. Check out k12.thoughtfullearning.com/WOTG. You'll find a yearlong timetable, getting-started activities, instructions and teaching tips for each chapter, assessment support, activities, handouts, and more!

For more information about this program or for ordering details, visit k12.thoughtfullearning.com/writeone or call us toll-free at 1-800-261-0637. To request a free review copy, go to k12.thoughtfullearning.com/reviewcopy.



The Writing Spot

Buddy Book


\$15.95

ISBN (softcover): 978-1-941660-31-7







Every kindergartner needs a **Writing Spot**—that comfy place filled with lots of things to write with and lots of things to write about. The **Writing Spot Buddy Book** gives your kindergartners inviting and meaningful spaces for writing and drawing, expressing themselves as they learn language skills. The *Buddy Book*

helps students learn high-frequency words connected to many themes and put those words together into meaningful sentences.

- **The Process of Writing** teaches prewriting, writing, revising, and editing.
- **The Forms of Writing** shows how to write notes, lists, stories, and more.
- **The Tools of Learning** teaches how to learn with others and use computers.
- **Word Study/Phonics** explores letters, sounds, words, and sentences.
- **Almanac/Theme Pages** teach important high-frequency words.
- **Alphabet Pages** provide a personal ABC word dictionary for students to complete.



Writers enjoy making rhyming words.

f f f f f f f f f f f f	 bed _ ed	 hat _ at	 sea _ lea
	 snow _ low	 sky _ ly	 pull _ ull

Write **f** on each line to make rhyming words. Read these rhyming pairs with a partner. Then look at "Alligator to Zipper-Check-Box!" to find other words that rhyme with these picture words.

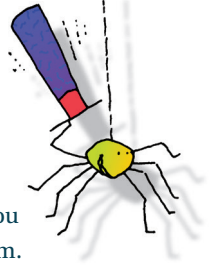
Word Study/Phonics 41

Online Teacher's Guide

FREE (k12.thoughtfullearning.com/WSTG)

ISBN: 978-1-941660-95-9

GET STARTED
HERE!



The free online *Writing Spot Teacher's Guide* gives you everything you need to use the *Buddy Book* and free online *Big Book* in your classroom. Check out k12.thoughtfullearning.com/WSTG. You'll find a yearlong timetable, getting-started activities, daily lesson plans, downloadable activities, assessment support, standards correlations, and much more! At a click, you can move from the *Teacher's Guide* to the *Big Book* and back.




Online Big Book

FREE (k12.thoughtfullearning.com/WSBB)

ISBN: 978-1-941660-30-0

The free online *Writing Spot Big Book* presents beautiful, colorful images to engage and inspire students to write, read, imagine, and learn. Just go to k12.thoughtfullearning.com/WSBB. You'll find fun prompts and inspiring artwork that goes along with each part of the *Buddy Book*.



For more information about this program or for ordering details, visit k12.thoughtfullearning.com/writingspot or call us toll-free at 1-800-261-0637. To request a free review copy, go to k12.thoughtfullearning.com/reviewcopy.

All Write



*A Student Handbook for
Language & Learning*

\$19.95

ISBN (softcover): 978-1-941660-44-7

All Write helps middle-school students catch up and move ahead, whether English is their first or second language. The handbook is very user-friendly and contains clear guidelines, models, checklists, illustrations, and tips designed to meet the needs of your students. Here are just some of the features you'll find in *All Write*:

- Carefully chosen student essays, narratives, and arguments help your students improve their writing by modeling what other students have written.
- Clearly stated explanations and guidelines teach your students a variety of classroom skills—from note taking to test taking, from study-reading to thinking and speaking.
- Thoughtfully planned chapters improve students' writing, thinking, and communication skills in science, social studies, and math.



135

Writing Informational Essays

An essay is a form of factual writing that includes more than one paragraph. In an informational essay, you share information about a topic. In one essay, you may do a lot of explaining. In another, you may do more comparing and contrasting or problem solving. The best informational essays contain many important details, including facts, examples, reasons, definitions, and quotations.

Writing an essay is really thinking on paper. Your teachers assign essays because they know this sort of writing allows you to explain what you know about important topics.

What's Ahead

This chapter includes a sample essay, a graphic of basic essay structure, and writing guidelines. A special section at the end gives tips for writing essays about places, objects, and events.

- Sample Informational Essay
- The Basic Shape of an Essay
- Writing Guidelines: Informational Essays
- Writing About Places, Objects, and Events




SkillsBook

\$12.95

ISBN: 978-1-941660-47-8

ISBN (Teacher's Edition): 978-1-941660-48-5

The *All Write SkillsBook* helps your students learn the rules of English punctuation, capitalization, spelling, usage, and grammar. Fun activities let students practice new skills and apply them in their writing. For even more practice, you can use the *Write on Course 20-20 SkillsBooks*, which are cross-referenced to *All Write*. (See page 9.)



Online Teacher's Guide

FREE (k12.thoughtfullearning.com/AWTG)

ISBN: 978-1-941660-46-1



The free online *All Write Teacher's Guide* gives you page-by-page support for using the handbook in your classroom. Check out k12.thoughtfullearning.com/AWTG. You'll find teaching tips, digital downloads, minilessons, additional models, and much more. The *Teacher's Guide* also correlates every page of *All Write* to the state standards.

For more information about this program or for ordering details, visit k12.thoughtfullearning.com/allwrite or call us toll-free at 1-800-261-0637. To request a free review copy, go to k12.thoughtfullearning.com/reviewcopy.



Zen and the Art of Problem Solving

Problem solving is a science—and an art. It involves critical thinking but also creative thinking.



Critical thinking seeks ever greater focus and precision, reaching inward to better understand a topic.



Creative thinking seeks ever greater opportunities, reaching outward to gather possibilities.

You can teach **critical thinking skills** with different types of graphic organizers:

Cause-Effect Chart

Causes

Introduction
Migration
Climate change

Invasive Species

Effects

Native extinction
Habitat destruction
Economic loss

Problem-Solution Chart

Problems


Lead-based paint
Lead in soil
Lead in pipes

Solutions

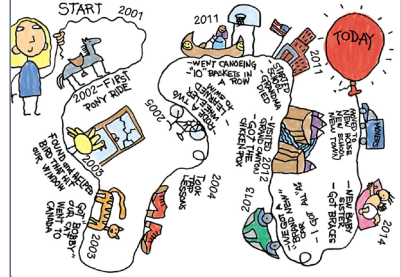
Inspection
Clean up chips
Lead removal
Wipe feet
Wash hands
Inspection
Replace pipes

You can teach **creative thinking skills** with other strategies:

Web Diagram



Life Map



Pistons in the Problem-Solving Engine

You can teach students to solve problems by moving back and forth between these two types of thinking. They function as pistons in the problem-solving engine:

1. Start by **analyzing the problem**, using critical thinking to understand its causes and effects.
2. Then **imagine solutions**, using creative thinking to brainstorm ways to remove causes or effects.
3. Select and **plan a solution**, figuring out your goal and deciding on the tasks, time, team, and tools.
4. Creatively **apply the solution**, following your plan but making it work in a specific context.
5. Critically **evaluate the solution**, determining what's working well and what could work better.
6. Then you **improve the solution** by creatively adding, modifying, and simplifying it.
7. Finally, you **implement the solution** by placing it in action to solve the problem.



Problem Solving Is for Everyone

Life is full of problems, and the process of solving them is not a mystery. You can teach the problem-solving process. In fact, you probably have taught different versions:

- The **writing process** solves the problem of starting with no ideas and ending with an effective essay.
- The **scientific method** solves the problem of determining causes and effects in a situation.
- The **engineering-design process** solves the problem of creating something that does a specific task.

You'll find problem-solving strategies and activities in each level of *Inquire: A Student Handbook for 21st Century Learning*.

21ST CENTURY SKILLS

Inquire High School



*A Student Handbook for
21st Century Learning*

\$19.95

ISBN (softcover): 978-1-453108-87-1

ISBN (hardcover **\$24.95**): 978-1-453108-86-4

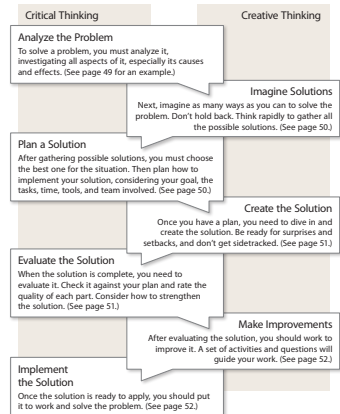
The ***Inquire High School*** student handbook propels your students through their final, critical years as they prepare for college and career. They learn the thinking and problem-solving skills that professors require and that businesses look for in new employees. Your students gain 21st century skills, traditional study skills, media literacy, information literacy, and financial literacy. This handbook makes your students better learners before they graduate and successful lifelong learners afterward.



48

Understanding Problem Solving

Problem solving requires both critical and creative thinking. The diagram below shows how you move through the stages of problem solving.




Challenge Think of a problem in your school or community. How could you use the problem-solving process above to fix the problem? Whom would you involve in your solution?

Teacher's Guide

\$24.95

ISBN: 978-1-453108-88-8

The *Inquire High School Teacher's Guide* provides you support for teaching each chapter of the student handbook. You'll discover key strategies for teaching 21st century skills, traditional study skills, and the inquiry process. For every chapter of the handbook, you'll find learning outcomes and standards correlations, daily lesson plans, extensions, review activities, and content-area minilessons.



Online Classroom Set


\$149.95

* 1-year license, includes 35 student seats

ISBN: 978-1-932436-45-7

The *Inquire Online Classroom Set* includes everything from the student and teacher print editions, as well as downloadable templates and activities, and links to third-party resources. Visit our Web site for additional pricing and licensing options.

For more information about this program or for ordering details, visit k12.thoughtfullearning.com/inquire or call us toll-free at 1-800-261-0637. To request a free review copy, go to k12.thoughtfullearning.com/reviewcopy.



21ST CENTURY SKILLS

Inquire Middle School



*A Student Handbook for
21st Century Learning*

\$19.95

ISBN (softcover): 978-1-932436-34-1

ISBN (hardcover \$24.95): 978-1-932436-35-8

The ***Inquire Middle School*** student handbook builds the 21st century skills of students in grades 6–8. Your students will deepen their critical and creative thinking and energize their problem-solving. They will learn study, research, and inquiry skills that will help them in all of their classes. They will also find guidelines for producing effective projects, from writing and design to audio-visual and Web projects.




13

Chapter 2 Critical Thinking

Critical thinking is careful thinking, measured and exact—the kind of thinking that someone like Albert Einstein did. And your brain is wired to think critically, too. Every day you must remember, analyze, and evaluate information both in and out of school. This chapter will show you how to strengthen your critical-thinking skills, preparing you not only to accomplish everyday tasks but also to take on complicated assignments. As Albert Einstein once said, “The whole of science is nothing more than a refinement of everyday thinking.”

You will learn . . .

- Critical-Thinking Strategies
- Remembering
- Understanding
- Applying
- Analyzing
- Evaluating
- Creating



Teacher's Guide

\$24.95

ISBN: 978-1-932436-36-5

The *Inquire Middle School Teacher's Guide* helps you use the student handbook to teach 21st century skills, traditional study skills, and the inquiry process. For every chapter of the handbook, you'll find learning outcomes and standards correlations, daily lesson plans, extensions, review activities, and content-area minilessons.

Online Classroom Set

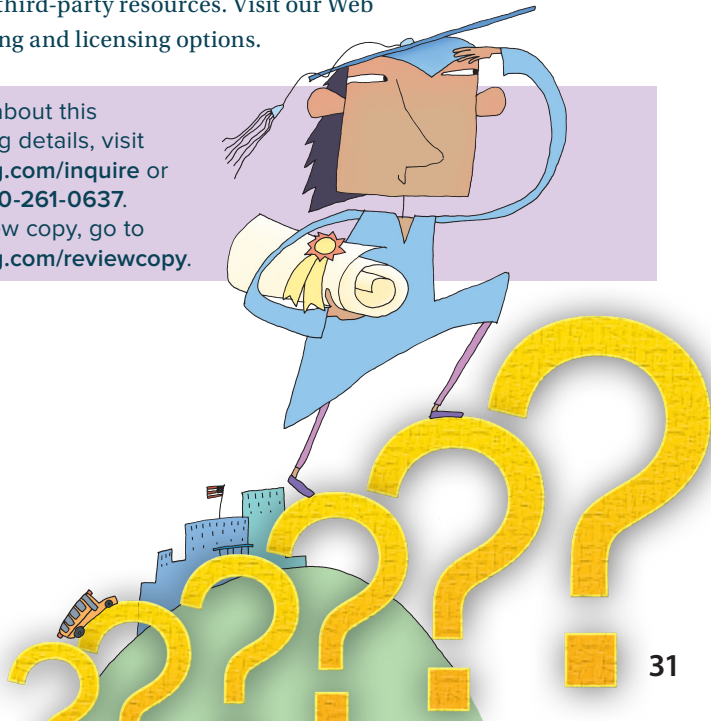

\$149.95

* 1 year license, includes 35 student seats

ISBN: 978-1-932436-38-9

The *Inquire Online Classroom Set* includes everything from the student and teacher print editions, as well as downloadable templates and activities, and links to third-party resources. Visit our Web site for additional pricing and licensing options.

For more information about this program or for ordering details, visit k12.thoughtfullearning.com/inquire or call us toll-free at 1-800-261-0637. To request a free review copy, go to k12.thoughtfullearning.com/reviewcopy.



21ST CENTURY SKILLS

Inquire Elementary


*A Student Handbook for
21st Century Learning*

\$19.95

ISBN (softcover): 978-1-453110-44-7

ISBN (hardcover \$24.95): 978-1-453110-43-0

The *Inquire Elementary* student handbook starts fourth and fifth graders on the road to college and career readiness. Your students will learn basic strategies for critical and creative thinking, problem solving, argumentation, traditional study skills, research, and the inquiry process. They will also gain the foothold they need to improve their learning in language arts, science, social studies, and math. Dozens of exciting projects help them learn the content you are teaching.



227

Why is questioning like opening a can of worms?

Chapter 18 Questioning

Learning always begins with a question. And that question leads to another, and another, and so on. Finding answers for all those questions will give you the information you need to understand any topic that interests you. This chapter will help you practice your questioning skills so you can discover exactly what you want to know.

You will learn . . .


- Basic Types of Questions
- Asking the 5 W's and H
- Asking Sensory Questions
- Asking Thought Questions
- Asking About Your World
- Asking About Things Around You
- Asking Creative and Deep Questions
- Asking Driving Questions
- Using the SCAMPER Method

A cartoon illustration of a girl with a green bow in her hair, holding a large, glowing yellow question mark. She is looking at it with a thoughtful expression. The background is a mix of green foliage and a yellow sky.

Teacher's Guide

\$24.95

ISBN: 978-1-453110-47-8



The *Inquire Elementary Teacher's Guide* leads you chapter by chapter through the student handbook. You'll find learning outcomes and standards correlations, daily lesson plans, extensions, review activities, and content-area minilessons. This guide gives you everything you need to use *Inquire Elementary* to teach 21st century skills, traditional study skills, and the inquiry process.

Online Classroom Set

\$149.95

* 1 year license, includes 35 student seats

ISBN: 978-1-453110-47-8

The *Inquire Online Classroom Set* includes everything from the student and teacher print editions, as well as downloadable templates and activities, and links to third-party resources. Visit our Web site for additional pricing and licensing options.


For more information about this program or for ordering details, visit k12.thoughtfullearning.com/inquire or call us toll-free at 1-800-261-0637. To request a free review copy, go to k12.thoughtfullearning.com/reviewcopy.



Getting the Better of Your Emotions

Everyone has emotions. They help with all kinds of things, letting us know whether to warmly greet someone or to be wary and watchful. They narrow down the infinite possibilities of human action into a few appropriate choices. Emotions help us decide.

But sometimes they get the better of us, making us do things we regret later. A handful of simple techniques can help us recognize and regulate our own emotions and can help our students do the same.



Check the Emotion Thermometer

Start by identifying the emotion you are feeling: happiness, sadness, anger, hurt, love, fear, or something else. Then decide how strongly you feel the emotion, from 1 (very little) to 100 (totally). Afterward, ask whether you are comfortable with that intensity of emotion, and how you might make it better.

Student tip: Draw a thermometer shape and label the bottom as 1 and the top as 100. Then ask the student to identify the current emotion and color in the thermometer to show how strong it is. This visual helps you imagine and discuss the student's internal feelings.



Calming Down with Deep Pressure

Sit upright in a chair. Cross your left hand over to clasp your right arm above the elbow. Do the same with your right hand on your left arm. Take a deep breath, clench your hands on your arm muscles, and hold for a count of 5. Release your breath and note how you feel.


Student tip: Demonstrate this technique in front of your class, have them try it, and discuss the results. In the future, when students are getting wound up, have them use deep pressure to calm down.



5-5-5 Breathing

Inhale very slowly through your nose for a count of 5. Exhale very slowly through your nose for a count of 5. Count to 5 once more, and then repeat the process. Continue to do so for a full minute (four cycles). Note how you are feeling.

Student tip: Teach this technique to help students calm themselves and focus at the start of class. It also has the benefit of quieting the room for a full minute.



Progressive Relaxation

Sit straight in a chair with feet flat. Curl toes up and hold for a count of 5, then release. Clench leg muscles for a count of 5, then release. Clench torso muscles for a count of 5, then release. Clench arm muscles for a count of 5, then release. Clench your whole body for a count of 5, then release. Note how you are feeling.

Student tip: Use this technique to help students work out jitters and relax their bodies. It also helps them center in their seats.



Draw How You Feel

Use pencil, pen, or crayons to draw a picture that expresses how you currently feel. You can draw a person with facial expressions and body language, a scene, an object, or even something abstract. Afterward, reflect on your feelings.

Student tip: When students draw their feelings, they must pause and think. They also make the invisible visible. This technique then helps them discuss their drawings and feelings.

Find more SEL strategies in *In Focus* and k12.thoughtfullearning.com/resources/minilessons.

SOCIAL-EMOTIONAL LEARNING

In Focus

Improving Social and Emotional Intelligence, One Day at a Time

\$29.95

ISBN (Grades K–2): 978-1-932436-49-5

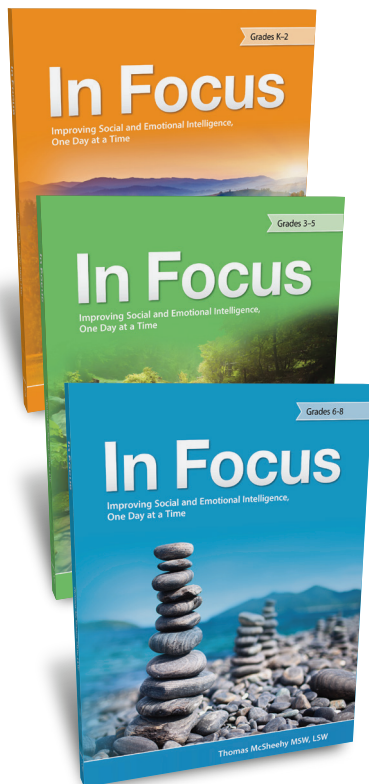
ISBN (Grades 3–5): 978-1-932436-47-1

ISBN (Grades 6–8): 978-1-932436-48-8

The ***In Focus*** program provides you day-by-day and step-by-step instructions and activities for teaching social and emotional intelligence. The fun activities are easy to teach and take just minutes a day. You'll find *In Focus* resource books for K–2, 3–5, and 6–8. And since this is a teacher resource, you need just one affordable book to teach all of your students!

Why teach social-emotional learning?

Research shows that students who learn to manage emotions and control impulses improve their learning in all classes. They feel less anxious and can better focus and collaborate. And students in schools that teach social-emotional learning score an average of 11 percentile points higher on standardized tests than students in schools that do not teach it.



For more information about this program or for ordering details, visit k12.thoughtfullearning.com/infocus or call us toll-free at 1-800-261-0637. To request a free review copy, go to k12.thoughtfullearning.com/reviewcopy.



Part 1: Creating Safety, Security, and Connection in the Classroom

The lessons in the first part of *In Focus* target the needs of the brain stem. These lessons aim to create safety, security, and connection in your classroom. This part of the brain has to be convinced that an individual is safe before the higher parts of the brain can be engaged.

Part 2: Identifying, Controlling, and Expressing Emotions

The next set of lessons focuses on meeting the needs of the limbic system. These activities teach your students to identify and manage their emotions and to use these skills as a catalyst for effective learning. The limbic system generates our emotions, and these emotions need to be focused, harnessed, and managed.

Part 3: Focusing, Managing, and Harnessing Emotions to Enhance Learning

The final set of lessons is geared to meeting the needs of the cortex and to developing higher-level social and emotional skills. It is the cortex that gives us the ability to think, reason, analyze, and self-reflect.

“In Focus is a great brain-based resource with quick, daily lessons that develop students’ and teachers’ social and emotional intelligence in just minutes a day. The lessons are doable and fun—no matter if you’re a language arts, math, or social studies teacher. I have seen a lot of social and emotional learning resources, and In Focus is one of the best that I have seen. I highly recommend this valuable resource!”

—Rosalind Wiseman
author of *Queen Bees and Wannabees*



SOCIAL-EMOTIONAL LEARNING

In Focus Online

\$29.95 (Standard Edition)

* 1 year license

ISBN (K-2 Standard Edition): 978-1-946391-62-9

ISBN (3-5 Standard Edition): 978-1-946391-64-3

ISBN (6-8 Standard Edition): 978-1-946391-66-7


\$99.95 (Premium Edition)

* 1 year license, includes 40 family/student seats

ISBN (K-2 Premium Edition): 978-1-946391-63-6

ISBN (3-5 Premium Edition): 978-1-946391-65-0

ISBN (6-8 Premium Edition): 978-1-946391-67-4



In Focus Online includes all of the great social-emotional learning you find in the books, but viewable on any screen with Internet access.

The **Standard Edition** contains 36 weeks of short, daily lessons (four per week) that teach the SEL skills your students need. Each lesson takes just 10–15 minutes per day, time you'll get back with a class better able to focus and control impulsive behavior.


The **Premium Edition** gives you all that plus 40 family/student seats. Family members can do daily At-Home Activities and Student Reflections that parallel and reinforce classroom learning. That's just \$2.25 per family to extend SEL learning into the home environment.

	Standard Edition	Premium Edition
36 weeks of daily SEL lessons ■ (four days per week)	●	●
Designed for in-class or virtual learning	●	●
Additional resource PDFs	●	●
At-Home Activities ■ for families, extending and reinforcing daily in-class learning		●
Student Reflections ■ for individual growth at home or in class		●
40 shareable codes ■ letting families access At-Home Activities and Student Reflections		●

For more information about this program or for ordering details, visit k12.thoughtfullearning.com/ifo or call us toll-free at 1-800-261-0637.

CAREER PREP

Do you need a program to prepare your students for writing and communicating on the job? You'll find great career prep in *Write for Business* and *Write for Work*!



Write for Business


A Compact Handbook for Communicating in the Workplace

\$32.95

ISBN (Spiral Bound): 978-1-932436-33-4

ISBN (Smythe Bound): 978-1-932436-32-7

Write for Business is a concise writing handbook that teaches students the communication skills they need to succeed on the job. They will learn to write effective emails, memos, résumés, letters, reports, proposals, policies, procedures, and much more. They will also find explanations and examples for the key rules of grammar.



Write for Work


Building Language Skills for the 21st Century

\$48.99

ISBN: 978-1-932436-30-3

ISBN (Instructor's Edition \$99.99): 978-1-932436-31-0

Write for Work is an interactive workbook that helps your students develop workplace writing and communication skills. Students learn to create personal career plans, develop appealing résumés, write job-related letters, and prepare for interviews. In addition to writing emails, summaries, instructions, reports, and proposals, students also practice grammar.



For more information about this program or for ordering details, visit k12.thoughtfullearning.com/careerprep or call us toll-free at 1-800-261-0637. To request a free review copy, go to k12.thoughtfullearning.com/reviewcopy.

ONLINE WRITING UNITS

Online Writing Units

Free Trial Units!
k12.thoughtfullearning.com/freetrial

Are you looking for online, interactive curricula for writing?

Check out this full suite of units! Each online writing unit leads students step by step through the process of creating a specific form of writing, with models, examples, activities, assignments, and much more! All units are optimized for viewing on any device, from smartphone to whiteboard. You can present units from the front of the room or give students direct access to the units and their downloads and many other interactive features. Buy one, or buy the whole suite:

- **Single unit:** 35 students, 1 teacher, 1 year for **\$12.95**
- **All 3–5 units:** 35 students, 1 teacher, 1 year for **\$99.95**
- **All 6–8 units:** 35 students, 1 teacher, 1 year for **\$99.95**
- **All 9–12 units:** 35 students, 1 teacher, 1 year for **\$99.95**

3–5 Writing Units

Basic

- Journaling and Blogging
- Writing Paragraphs
- Writing Essays
- Writing Narrative Paragraphs
- Writing Short Reports

Intermediate

- Writing Summaries
- Writing Personal Narratives
- Writing Process Essays
- Writing Classroom Reports
- Writing Opinion Letters
- Writing Fiction Reviews
- Reading and Writing for Assessment
- Practice Test for Reading and Writing

Advanced

- Summarizing, Paraphrasing, and Quoting
- Writing Opinion Essays
- Writing Problem-Solution Essays
- Writing Nonfiction Reviews

6–8 Writing Units

Basic

- Writing Personal Narratives
- Writing Cause-Effect Essays
- Writing Persuasive Essays

Intermediate

- Writing Historical Narratives
- Writing Classification Essays
- Promoting a Cause
- Writing Character Analyses
- Writing Research Reports
- Reading and Writing for Literature Assessment
- Practice Test for Literature Assessment

Advanced

- Writing Phase Autobiographies
- Writing Comparison-Contrast Essays
- Advertising a Product
- Writing Application Letters
- Writing Literary Analyses

9–12 Writing Units

Basic

- Writing Personal Essays
- Writing Descriptive Essays
- Writing Argument Essays
- Writing Literary Analyses

Intermediate

- Writing College-Entrance Essays
- Writing Definition Essays
- Writing Problem-Solution Essays
- Writing Character Analyses
- Reading and Writing for Assessment
- Reading and Writing for Literature Assessment

Advanced

- Writing Résumés and Cover Letters
- Writing Comparison-Contrast Essays
- Writing Narrative Arguments
- Writing Literary Research Papers
- Practice Test for Reading and Writing Nonfiction
- Practice Test for Reading and Writing Literature

For more information about this program or for ordering details, visit k12.thoughtfullearning.com/units or call us toll-free at 1-800-261-0637.

Model Paragraph and Activity

Each unit includes multiple models of writing, from paragraphs to essays. Students read and respond to models and then complete activities that lead them through prewriting, writing, revising, editing, and publishing their own work.

Audio and video features make learning come alive.

Pop ups define key terms.

topic sentence: a sentence that tells what a para

Reading a Process Paragraph

A process paragraph has three main parts. The **topic sentence** states the process. The **body sentences** describe the steps. The **ending sentence** wraps up the process. This paragraph describes the process of building a tree house.

🔊 Listen to "Tree House Summer."

Sample Paragraph

Tree-House Summer

Topic Sentence

Body Sentences

Ending Sentences

Last summer, my friends and I built a tree house in my back yard. We started by designing the tree house. Then we listed materials we needed and found a store that sold building supplies. We took our list and the money we had saved and went shopping. We loaded everything into my dad's van and headed back. The first thing we had to do was build a frame for the floor of the house. (My mom helped with that.) Next we used a rope to raise all the wood up into the tree. We then carefully nailed the boards to the frame, and we soon had a floor. After that, we added walls and a roof. We now had a great place to hang out for the rest of the summer!



Respond to the paragraph.

Answer the following questions about the paragraph. Make a copy of this [Google doc](#) or download a [Word template](#).

1. What process does the paragraph describe?

📝 The paragraph describes building a tree house.

2. What words does the writer use to show time order?

📝 Last summer, started, then, first thing, next, then, soon, after that, now

You are viewing: Reading a Process Paragraph and Essay

◀ Warm-Up for Process Essays



Prewriting for Process Essays ▶

Clicking side notes highlights the key features of models.

The teacher view shows answers, standards correlations, additional resources, and much more!

Digital documents accompany each activity.

PRODUCT PRICE LIST

Write for College (Grades 11–12+) **Pages 4–5**

Write for College (Soft Cover)	\$19.95
ISBN: 978-1-946391-01-8	
Write for College Teacher’s Guide	Free
ISBN: 978-1-946391-03-2	

Write Ahead (Grades 9–10) **Pages 6–7**

Write Ahead (Soft Cover)	\$19.95
ISBN: 978-1-941660-53-9	
Write Ahead Teacher’s Guide	Free
ISBN: 978-1-941660-55-3	
Write Ahead SkillsBook (Grade 9)	\$12.95
ISBN: 978-1-941660-96-6	
Write Ahead SkillsBook (Grade 9) Teacher’s Edition	\$12.95
ISBN: 978-1-941660-51-5	
Write Ahead SkillsBook (Grade 10)	\$12.95
ISBN: 978-1-941660-97-3	
Write Ahead SkillsBook (Grade 10) Teacher’s Edition	\$12.95
ISBN: 978-1-941660-52-2	

Write on Course 20-20 (Grades 6–8) **Pages 8–9**

Write on Course 20-20 (Soft Cover)	\$19.95
ISBN: 978-1-941660-33-1	
Write on Course 20-20 (Hard Cover)	\$24.95
ISBN: 978-1-941660-32-4	
Write on Course 20-20 Teacher’s Guide	Free
ISBN: 978-1-941660-34-8	
Write on Course 20-20 SkillsBook (Grade 6)	\$12.95
ISBN: 978-1-941660-35-5	
Write on Course 20-20 SkillsBook (Grade 6) Teacher’s Edition	\$12.95
ISBN: 978-1-941660-36-2	
Write on Course 20-20 SkillsBook (Grade 7)	\$12.95
ISBN: 978-1-941660-37-9	
Write on Course 20-20 SkillsBook (Grade 7) Teacher’s Edition	\$12.95
ISBN: 978-1-941660-38-6	
Write on Course 20-20 SkillsBook (Grade 8)	\$12.95
ISBN: 978-1-941660-39-3	
Write on Course 20-20 SkillsBook (Grade 8) Teacher’s Edition	\$12.95
ISBN: 978-1-941660-40-9	

All Write (Grades 6–8 ESL/ELL) **Pages 24–25**

All Write (Soft Cover)	\$19.95
ISBN: 978-1-941660-44-7	

All Write Teacher's Guide	Free
ISBN: 978-1-941660-46-1	
All Write SkillsBook	\$12.95
ISBN: 978-1-941660-47-8	
All Write SkillsBook Teacher's Edition	\$12.95
ISBN: 978-1-941660-48-5	

Writers Express (Grades 4–5) **Pages 12–13**

Writers Express (Soft Cover)	\$19.95
ISBN: 978-1-941660-08-9	
Writers Express (Hard Cover)	\$24.95
ISBN: 978-1-941660-09-6	
Writers Express Teacher's Guide	Free
ISBN: 978-1-941660-10-2	
Writers Express SkillsBook (Grade 4)	\$12.95
ISBN: 978-1-941660-11-9	
Writers Express SkillsBook Teacher's Edition (Grade 4)	\$12.95
ISBN: 978-1-941660-12-6	
Writers Express SkillsBook (Grade 5)	\$12.95
ISBN: 978-1-941660-13-3	
Writers Express SkillsBook Teacher's Edition (Grade 5)	\$12.95
ISBN: 978-1-941660-14-0	

Write on Track (Grade 3) **Pages 14–15**

Write on Track (Soft Cover)	\$19.95
ISBN: 978-1-941660-15-7	
Write on Track Teacher's Guide	Free
ISBN: 978-1-941660-17-1	
Write on Track SkillsBook	\$12.95
ISBN: 978-1-941660-18-8	
Write on Track SkillsBook Teacher's Edition	\$12.95
ISBN: 978-1-941660-19-5	

Write Away (Grade 2) **Pages 18–19**

Write Away (Soft Cover)	\$19.95
ISBN: 978-1-941660-20-1	
Write Away Teacher's Guide	Free
ISBN: 978-1-941660-22-5	
Write Away SkillsBook	\$12.95
ISBN: 978-1-941660-23-2	
Write Away SkillsBook Teacher's Edition	\$12.95
ISBN: 978-1-941660-24-9	

PRODUCT PRICE LIST (CONT.)

Write One (Grade 1) **Pages 20–21**

Write One Student Handbook (Soft Cover)	\$15.95
ISBN: 978-1-941660-25-6	
Write One Teacher's Guide	Free
ISBN: 978-1-941660-27-0	
Write One SkillsBook	\$12.95
ISBN: 978-1-941660-28-7	
Write One SkillsBook Teacher's Edition	\$12.95
ISBN: 978-1-941660-29-4	

The Writing Spot (Grade K) **Pages 22–23**

The Writing Spot Buddy Book (Soft Cover)	\$15.95
ISBN: 978-1-941660-31-7	
The Writing Spot Big Book/Teacher's Guide	Free
ISBN: 978-1-941660-30-0/ 978-1-941660-95-9	

Inquire High School (Grades 9–12) **Pages 28–29**

Inquire: High School (Soft Cover)	\$19.95
ISBN: 978-14531-0887-1	
Inquire: High School (Hard Cover)	\$24.95
ISBN: 978-14531-0886-4	
Inquire High School Teacher's Guide	\$24.95
ISBN: 978-14531-0888-8	
Inquire High School Online Classroom Set	\$149.95
ISBN: 978-1-932436-45-7	
Inquire High School Online Teacher's Guide	\$24.95
ISBN: 978-1-932436-46-4	

Inquire Middle School (Grades 6–8) **Pages 30–31**

Inquire: Middle School (Soft Cover)	\$19.95
ISBN: 978-1-932436-34-1	
Inquire: Middle School (Hard Cover)	\$24.95
ISBN: 978-1-932436-35-8	
Inquire Middle School Teacher's Guide	\$24.95
ISBN: 978-1-932436-36-5	
Inquire Middle School Online Classroom Set	\$149.95
ISBN: 978-1-932436-38-9	
Inquire Middle School Online Teacher's Guide	\$24.95
ISBN: 978-1-932436-39-6	

Inquire Elementary (Grades 4–5) **Pages 32–33**

Inquire: Elementary (Soft Cover)	\$19.95
ISBN: 978-1-453110-44-7	

Inquire: Elementary (Hard Cover)	\$24.95
ISBN: 978-1-453110-43-0	
Inquire Elementary Teacher's Guide	\$24.95
ISBN: 978-14531-10-47-8	
Inquire Elementary School Online Classroom Set	\$149.95
ISBN: 978-1-453110-47-8	
Inquire Elementary School Online Teacher's Guide	\$24.95
ISBN: 978-1-941660-56-0	

In Focus (Grades K–8) Pages 36–37

In Focus (Grades K–2)	\$29.95
ISBN: 978-1-932436-49-5	
In Focus (Grades 3–5)	\$29.95
ISBN: 978-1-932436-47-1	
In Focus (Grades 6–8)	\$29.95
ISBN: 978-1-932436-48-8	

In Focus Online (Grades K–8) Page 38

In Focus (Grades K–2 Standard Edition)	\$29.95
ISBN: 978-1-946391-62-9	
In Focus (Grades 3–5 Standard Edition)	\$29.95
ISBN: 978-1-946391-64-3	
In Focus (Grades 6–8 Standard Edition)	\$29.95
ISBN: 978-1-946391-66-7	
In Focus (Grades K–2 Premium Edition)	\$99.95
ISBN: 978-1-946391-63-6	
In Focus (Grades 3–5 Premium Edition)	\$99.95
ISBN: 978-1-946391-65-0	
In Focus (Grades 6–8 Premium Edition)	\$99.95
ISBN: 978-1-946391-67-4	

Write for Business Page 39

Write for Business (Smythe)	\$32.95
ISBN: 978-1-932436-32-7	
Write for Business (Spiral)	\$32.95
ISBN: 978-1-932436-33-4	
Write for Work	\$48.99
ISBN: 978-1-932436-30-3	
Write for Work Instructor's Edition	\$99.99
ISBN: 978-1-932436-31-0	

Online Writing Units (Grades 3–12)

See page **40** for a full list of Writing Units.



HOW TO ORDER

Five Ways to Order

We accept purchase orders. Download an order form at k12.thoughtfullearning.com/orderform

Online:

k12.thoughtfullearning.com

Visit us online to view a full list of our classroom curricula for teaching English language arts, 21st century skills, or social-emotional learning.

Email:

orders@thoughtfullearning.com

Fax:

262-763-2651

If you are using a school purchase order, be sure to list the ISBN, quantity, and price of each item you wish to order. Please add 9% to cover standard shipping and processing costs.

Mail:

Thoughtful Learning
772 W. Main St, Suite 302
Lake Geneva, WI 53147

Phone:

1-800-261-0637

8:00 a.m. to 5:00 p.m. Central Time
Monday through Friday

Contact us for
volume discounts and review copies.

Thoughtful Learning

772 W. MAIN ST, SUITE 302
LAKE GENEVA, WI 53147

