



Welcome to the *Writers Express* Program!

Writers Express helps 4th and 5th grade students become better writers, readers, test takers, and learners.

- The **Process of Writing** leads students from selecting a topic to proofreading a final draft.
- The **Forms of Writing** help students write great essays, reports, stories, poems, and many other documents.
- The **Tools of Learning** help students effectively study, read, listen, speak, and take tests.
- The **Proofreader's Guide** teaches punctuation, capitalization, spelling, grammar, and much more.




The free, online *Writers Express Teacher's Guide* leads you page by page through the student handbook. Check out k12.thoughtfullearning.com/WETG:

- Scope and Sequence
- Yearlong Timetable
- Getting-Started Activities
- Chapter-by-Chapter Guide to the Student Handbook
- Assessing Writing
- Activities and Handouts

The *Writers Express SkillsBooks* for Grades 4 and 5 overflow with fun language activities that help your students improve the correctness of their writing:

- Punctuation
- Mechanics
- Usage
- Spelling
- Sentences
- Grammar



Getting Started with *Writers Express*


Week	<i>Writers Express Handbook or SkillsBook</i>
1	<p>Getting-Started Activities</p> <p>Why Write? 1</p> <p>A Basic Writing Guide 3–8</p> <p>Writing in Journals 115–120</p>
2	<p>Understanding the Writing Process 9–12</p> <p>One Writer's Process 13–20</p> <p>Conventions: Sentence Basics 75–80, 466–470</p> <ul style="list-style-type: none"> • SB4 73–78 • SB5 73–78

Step 1 Go to the free *Teacher's Guide* k12.thoughtfullearning.com/WETG.

- Select the suggested **Yearlong Timetable** to see what you'll be teaching.
- Select **Getting-Started Activities** to introduce the program.

Step 2 Select the chapter you want to teach, such as “Understanding the Writing Process.”

- Read the **Start-Up Activity** and **Think About It** quotation.
- Note the **Common Core State Standards** you are teaching.
- Follow the **page-by-page guidelines** for teaching the material.
- Use **download activities, minilessons, additional models, more topics,** and many more resources.



Understanding the Writing Process 9

Understanding the Writing Process

You might wish that writing was like this. First, you plot out the assignment on your spiral pad like this.

Purpose: To report on the music performance at the nursing home.

Audience: Students at Prince Elementary School

Subject: The music performance

Type: Newspaper story

Then you key it in your new Supervisor app and relax while your story is being written. Just press a few buttons, and your writing comes out exactly the way you order it. Of course, this is only *wishful thinking*. To develop a piece of writing, you must do your own work and follow each step in the writing process.

What's Ahead!

- Steps in the Writing Process
- A Closer Look at the Process

Start-Up Activity

Ask students what steps they take to get ready for school in the morning. Point out that they don't roll out of their beds and into their desks. They have to go through a process. Then ask students how they would define the word "process." Lead a discussion about what processes they know how to do. If students need further clarification, you can show the video below, which explains what a process is. Then ask students to explain how writing can be considered a process. Conclude by having them name the steps in this process.

Think About It

"If you do all the work of figuring out how writing is done, then it's available to you any time, and you can build on it."

—Mark Salzman

Simple and Complete Subjects

The **simple subject** is the part of a sentence that is doing something. The **complete subject** is the simple subject and all the words that describe it. (See *Writers Express* page 466.)
Hint: Sometimes the simple subject stands alone.

Examples

Simple Subject: Marc skis often.

Complete Subject: Marc, who loves snow, skis often.

Directions In each sentence below, circle the simple subject. Then underline the complete subject.

1. Catherine visited a castle not far from Paris.

Step 3 Integrate *SkillsBook* activities with authentic student writing.

- Assign skills activities from the *Writers Express SkillsBooks* for Grades 4 and 5 as shown in the Yearlong Timetable.
- Have students immediately apply their learning to their current and future compositions.

Step 4 Assess writing using **checklists, peer-response sheets, rubrics,** and **sample assessments.**

- Prepare students for success on **high-stakes writing assessments.**