
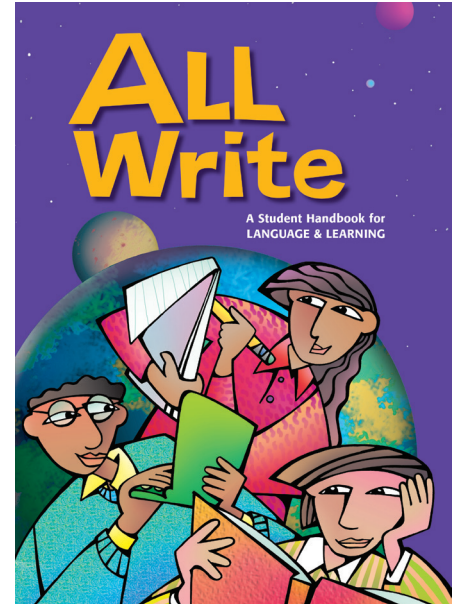


# Welcome to the *All Write* Program!

*All Write* helps middle-school students “catch up” and move ahead, whether English is their first or second language.

- Carefully chosen essays, narratives, and arguments help students model what other students have written.
- Clear explanations and guidelines help your students master classroom skills—from close reading to listening and speaking, from note-taking to test-taking.
- *All Write* supports learning in all subject areas: English, science, social studies, and math.



The free, online *All Write Teacher's Guide* leads you page by page through the student handbook. Check out [k12.thoughtfullearning.com/AWTG](http://k12.thoughtfullearning.com/AWTG):

- Scope and Sequence
- Yearlong Timetable
- Getting-Started Activities
- Chapter-by-Chapter Guide to the Student Handbook
- Assessing Writing
- Activities and Handouts

The *All Write SkillsBook* provides extra language practice for English Language Learners and struggling students.

- Punctuation
- Mechanics
- Usage
- Spelling
- Sentences
- Grammar

For even more practice, *All Write* also works with the *Write on Course 20-20 SkillsBooks* for grades 6, 7, and 8.



# Getting Started with *All Write*

Week *All Write Handbook, or All Write SkillsBook (AWS), or Write on Course 20-20 Skillsbook (WC6, WC7, or WC8)*

1 **Getting-Started Activities**  
Using the Handbook, Table of Contents, and Meeting Your Language Needs iii–xi  
[Writing in Journals and Learning Logs](#) 107–112


2 **A Basic Writing Guide** 1–8  
**One Writer's Process** 9–14  
**Writing Basic Sentences** 63–70  
Conventions: Sentence Basics 438–443  
• **AWS** 49–60

**Step 1** Go to the free **Teacher's Guide** [k12.thoughtfullearning.com/AWTG](http://k12.thoughtfullearning.com/AWTG).

- Select the suggested **Yearlong Timetable** to see what you'll be teaching.
- Select **Getting-Started Activities** to introduce the program.

**Step 2** Select the chapter you want to teach, such as “A Basic Writing Guide.”

- Read the **Start-Up Activity** and **Think About It** quotation.
- Note the **Common Core State Standards** you are teaching.
- Follow the **page-by-page guidelines** for teaching the material.
- Use **download activities, minilessons, additional models, more topics,** and many more resources.



**A Basic Writing Guide**

Writing is one of the most important skills that you can develop as a student. It can help you in so many ways. For example, writing can help you become...

- a **strong learner** (someone who really gets involved in his or her school work).
- a **clear thinker** (someone who knows how to make decisions or solve problems), and
- a **good communicator** (someone who knows how to express his or her ideas).

In fact, writing is so important that you need to learn many things about it. In addition, you need to write as often as you can. To become a good writer, you must practice!

**What's Ahead**

All of the chapters in “Understanding Writing” will help you learn about writing... and encourage you to write regularly. This chapter, for example, provides key background information and introduces you to the writing process.

- How to Become a Good Writer
- The Steps in the Writing Process
- The Writing Process in Action
- Questions and Answers About Writing

**Start-Up Activity**

Lead a class discussion about what today's world would be like if there was no such thing as writing. How would knowledge be saved? How would school be different? How would communication be different? How would daily life be different?

Then after reading the introduction on page 1 aloud, ask students to suggest how writing can help them become a stronger learner, a clear thinker, and a better communicator.

**Think About It**

“I find that writing is a self-generating activity—the more one does it, the more easily it flows.”

—Joan Aiken

## Simple Subjects and Predicates

All sentences must have a subject and a predicate (verb) to express a complete thought. See the example sentences below. (Also refer to “Basic Parts of a Sentence” on page 64 in the handbook for more information.)

**Examples** In the example sentences, the simple subject is underlined once, and the simple predicate (verb) is underlined twice.

The heart pumps blood to all parts of the body.

Our bodies get oxygen through the blood.

Practice

In the following sentences, underline the simple subject with one line and the simple predicate with two lines. The first sentence has been done for you.

**Step 3** Integrate **SkillsBook** activities with authentic student writing.

- Assign skills activities from the **All Write SkillsBook** or the **Write on Course 20-20 SkillsBook 6, 7, or 8** as shown in the Yearlong Timetable.
- Have students immediately apply their learning to their current and future compositions.

**Step 4** Assess writing using **checklists, peer-response sheets, rubrics,** and **sample assessments.**

- Prepare students for success on **high-stakes writing assessments.**